

Unlock the Power of Online Payments: The Step-by-Step Guide to Integrating PayPal Checkout and Subscription REST

In today's digital landscape, online payments have become an indispensable aspect of e-commerce and subscription-based businesses. To cater to the growing demand for secure and convenient payment solutions, PayPal stands out as a leading payment gateway. This comprehensive tutorial will guide you through the step-by-step process of integrating PayPal Checkout and Subscription REST to empower your business with seamless payment processing.

PayPal Checkout is a versatile payment solution that allows businesses to accept payments from customers around the globe. It provides a secure and user-friendly checkout experience, enabling customers to complete transactions quickly and securely.

Integrating PayPal Checkout into your website involves the following steps:



Practical PayPal Integration in ASP.NET Core: Step-By-Step Tutorial for Integrating PayPal Checkout and Subscription REST APIs into ASP.NET Core

Applications (e-Commerce) by Jack Xu

★★★★★ 5 out of 5

Language : English
File size : 13176 KB
Text-to-Speech : Enabled
Screen Reader : Supported
Enhanced typesetting : Enabled
Print length : 212 pages
Lending : Enabled



Visit the PayPal Developers website and create a free account. This account will provide access to the necessary tools and documentation for integration.

Within the PayPal Developer Dashboard, create an application and generate a client ID and secret. These credentials will be used to authenticate your application when connecting to PayPal's API.

Prepare your website or mobile app to handle PayPal Checkout interactions. This includes adding the PayPal Checkout button and handling the necessary redirects and callbacks.

Install the PayPal Checkout JavaScript SDK and integrate it into your code. The SDK provides pre-built functionality to manage checkout interactions and handle payment processing.

PayPal Subscription REST is a powerful API that enables businesses to create and manage recurring subscription payments. With Subscription REST, you can offer flexible subscription plans, handle automatic billing, and provide a seamless experience for your subscribers.

Integrating PayPal Subscription REST requires the following steps:

Establish a PayPal Merchant account if you do not have one. This account will be linked to your Subscription REST integration and allow you to receive payments.

Obtain an access token by authenticating with PayPal's API using your client ID and secret. The access token will grant your application permission to perform Subscription REST operations.

Modify your website or mobile app to handle subscription-related interactions, such as creating subscription plans, managing subscribers, and handling webhook notifications.


Utilize the PayPal Subscription REST SDK to streamline integration and simplify API interactions. The SDK provides methods for creating plans, managing subscriptions, and handling events.

By integrating PayPal Checkout and Subscription REST, businesses can unlock numerous benefits:

Integrating PayPal Checkout and Subscription REST empowers businesses with a comprehensive solution to simplify online payments and manage recurring subscriptions. This step-by-step tutorial provides a comprehensive guide to help you navigate the integration process effortlessly. By leveraging PayPal's secure and reliable platform, you can streamline your payment operations, enhance customer experiences, and grow your revenue potential.

Invest in this essential resource today and unlock the full potential of online payments for your business!

Practical PayPal Integration in ASP.NET Core: Step-By-Step Tutorial for Integrating PayPal Checkout and Subscription REST APIs into ASP.NET Core Applications (e-Commerce) by Jack Xu



★★★★★ 5 out of 5

Language : English

File size : 13176 KB


Text-to-Speech : Enabled

Screen Reader : Supported

Enhanced typesetting : Enabled


Print length : 212 pages

Lending : Enabled



Anti-Inflammatory Diet Foods For Beginners: Reduce Joint Inflammation and Improve Overall Health

: Unveiling the Healing Potential of Food In a world where chronic inflammation wreaks havoc on our bodies, the anti-inflammatory diet emerges as a...



The Dissolution of the Monasteries: A New History Unraveling the Intricacies of a Pivotal Reformation

: A Prelude to Religious Turmoil In the annals of English history, the Dissolution of the Monasteries stands as a defining event, a complex and...